

**WOOD COUNTY, TEXAS
COMBINED STATEMENT OF CASH ACCOUNTS ACTIVITY
FOR THE MONTH ENDING SEPTEMBER 30, 2020**

FUND CODE	FUND NAME	CASH BALANCE	RECEIPTS		DISBURSEMENTS		TRANSFER	Net Change	CASH BALANCE
		8/31/2020					IN/(OUT)		9/30/2020
BUDGETED FUNDS									
OPERATING FUNDS									
100	General	\$ 19,680,962.66	\$ 511,222.90	\$ (1,497,584.36)	\$ 177,504.20	\$ (808,857.26)	\$	\$ 18,872,105.40	
200	Road and Bridge Fund	4,785,156.10	85,449.66	(439,387.15)	1,541.72	(352,395.77)		4,432,760.33	
270	Tobacco Settlement Fund	105,613.97	0.00	0.00	0.00	0.00		105,613.97	
	Total Operating Funds	\$ 24,571,732.73	\$ 596,672.56	\$ (1,936,971.51)	\$ 179,045.92	\$ (1,161,253.03)		\$ 23,410,479.70	
SPECIAL REVENUE FUNDS									
230	CC-Records Mgmt. & Preservation	754,742.28	13,292.69	(6,731.66)	0.00	6,561.03		761,303.31	
231	General Records Mgmt. & Preservation	39,895.01	963.53	(111.05)	0.00	852.48		40,747.49	
232	CC-Records Archive Fee	552,830.22	12,638.57	0.00	0.00	12,638.57		565,468.79	
234	Courthouse Security	65,198.52	2,067.03	(219.80)	(1,750.00)	97.23		65,295.75	
235	Hotel and Motel Tax	240,539.33	9,975.00	(11,461.03)	0.00	(1,486.03)		239,053.30	
236	Child Welfare	7,302.39	5.71	0.00	0.00	5.71		7,308.10	
238	Crime Victims Services	5,764.22	4.50	0.00	0.00	4.50		5,768.72	
239	Justice Court Technology	65,799.18	351.18	(1,078.39)	0.00	(727.21)		65,071.97	
240	DC-Records Mgmt. & Preservation	21,040.75	416.83	0.00	0.00	416.83		21,457.58	
241	JP Building Security Fee	9,690.63	94.86	(66.95)	0.00	27.91		9,718.54	
242	Elections Special	62,572.66	48.85	0.00	0.00	48.85		62,621.51	
243	Guardianship	62,202.55	408.76	0.00	0.00	408.76		62,611.31	
244	CC-Technology	8,393.18	35.47	0.00	0.00	35.47		8,428.65	
245	DC-Technology	20,710.15	296.25	0.00	0.00	296.25		21,006.40	
246	DC-Records Archive Fee	34,995.68	701.78	(1,720.85)	0.00	(1,019.07)		33,976.61	
247	DC-CT Records Preservation	34,660.63	152.14	0.00	0.00	152.14		34,812.77	
260	Law Library	69,379.31	1,930.38	(280.00)	0.00	1,650.38		71,029.69	
305	Constable Forfeiture	10.67	0.01	0.00	0.00	0.01		10.68	
402	Election - CARES Grant	45,330.02	35.32	(320.00)	0.00	(284.68)		45,045.34	
	Total Special Revenue Funds	\$ 2,101,057.38	\$ 43,418.86	\$ (21,989.73)	(\$1,750.00)	\$ 19,679.13		\$ 2,120,736.51	
OTHER FUNDS									
250	Right of Way	875,372.06	760.92	0.00	0.00	760.92		876,132.98	
281	Community Supervision & Corr.	343,298.22	50,253.54	(36,880.46)	0.00	13,373.08		356,671.30	
290	Juvenile Probation Department	9,362.72	42,714.80	(18,350.79)	0.00	24,364.01		33,726.73	
892	Historical Commission	54,039.43	42.11	(272.38)	0.00	(230.27)		53,809.16	
	Total Other Funds	\$ 1,282,072.43	\$ 93,771.37	\$ (55,503.63)	\$ -	\$ 38,267.74		\$ 1,320,340.17	
	TOTAL BUDGETED FUNDS	\$ 27,954,862.54	\$ 733,862.79	\$ (2,014,464.87)	\$ 177,295.92	\$ (1,103,306.16)		\$ 26,851,556.38	
NON-BUDGETED AND NON-COUNTY FUNDS									
880	Treasurer's State Fees	29,372.37	23,603.40	0.00	0.00	23,603.40		52,975.77	
891	Payroll Fund	377,144.13	0.00	(4,406.67)	0.00	(4,406.67)		372,737.46	
999	Upper Sabine Valley Waste Mgmt	0.00	0.00	0.00	0.00	0.00		0.00	
	TOTAL NON-BUDGETED FUNDS	\$ 406,516.50	\$ 23,603.40	\$ (4,406.67)	\$ -	\$ 19,196.73		\$ 425,713.23	
	TOTAL CASH IN POOLED ACCOUNTS	\$ 28,361,379.04	\$ 757,466.19	\$ (2,018,871.54)	\$ 177,295.92	\$ (1,084,109.43)		\$ 27,277,269.61	
	CASH IN BANK - POOLED CASH ACCOUNTS	0.00	0.00	0.00	0.00	0.00		0.00	
890	AP Pooled Cash	1,164,390.57	58.25	(933,130.35)	700,000.00	(233,072.09)		931,318.48	
890	Payroll Pooled Cash	860,580.46	37.58	(1,087,251.19)	1,100,000.00	12,786.39		873,366.85	
890	Deposits Pooled Cash	5,662,358.31	737,319.61	0.00	1,675,349.23	2,412,668.84		8,075,027.15	
890	CD Investments	17,183,433.31	17,872.37	0.00	(1,741,018.60)	(1,723,146.23)		15,460,287.08	
890	CD Non-Depository	496,120.00	0.00	0.00	0.00	0.00		496,120.00	
890	CDARS Investments	2,466,672.03	2,114.93	0.00	(1,557,034.71)	(1,554,919.78)		911,752.25	
890	TexPool Pooled Investments	523,524.36	63.44	0.00	0.00	63.44		523,587.80	
890	Jury Pooled Cash	4,300.00	0.00	1,510.00	0.00	1,510.00		5,810.00	
	TOTAL CASH IN BANK - POOLED CASH ACCOUNTS	\$ 28,361,379.04	\$ 757,466.19	\$ (2,018,871.54)	\$ 177,295.92	\$ (1,084,109.43)		\$ 27,277,269.61	
	0.00	0.00	0.00	0.00	0.00	0.00		0.00	

FILED FOR RECORD
 2021 JAN 12 AM 11:08
 KELLEY PRICE
 COUNTY CLERK, WOOD CO TX

0.00

FUND CODE	FUND NAME	CASH BALANCE 8/31/2020	RECEIPTS	DISBURSEMENTS	TRANSFER IN/(OUT)	Net Change	CASH BALANCE 9/30/2020
CASH IN BANK - NON POOLED CASH ACCOUNTS - NON-BUDGETED, N							
BANKTEXAS ACCOUNTS							
200	Road & Bridge CD RRC Restricted	\$ 27,741.39	\$ 23.56	\$ 0.00	\$ 0.00	\$ 23.56	\$ 27,764.95
233	Sheriff's Forfeiture Fund (Budgeted)	3,276.41	0.00	0.00	-	0.00	3,276.41
401	Grant Fund	372,493.00	0.00	0.00	(177,295.92)	(177,295.92)	195,197.08
601	Interest & Sinking	26,883.93	171.97	0.00	0.00	171.97	27,055.90
895	Health Plan	546,971.03	237,015.43	(301,136.88)	307,238.40	243,116.95	790,087.98
895	Health Plan CD	1,132,891.21	1,144.90	0.00	(307,238.40)	(306,093.50)	826,797.71
895	Health Plan CDARS	0.00	0.00	0.00	0.00	0.00	0.00
898	MRP/DPC Clearing	12,767.09	6,080.93	(5,200.38)	0.00	880.55	13,647.64
	District Clerk Clearing	29,615.71	32,140.57	(32,198.71)	0.00	(58.14)	29,557.57
	JP1 Clearing	7,040.50	14,284.31	(7,134.50)	0.00	7,149.81	14,190.31
	JP2 Clearing	6,324.32	10,955.27	(7,333.32)	0.00	3,621.95	9,946.27
	JP3 Clearing - CNB	1,198.34	6,602.74	(1,886.34)	0.00	4,716.40	5,914.74
	JP4 Clearing	2,522.20	8,451.45	(5,089.90)	0.00	3,361.55	5,883.75
	Treasurer's Credit Card	0.00	0.00	0.00	0.00	0.00	0.00
	TOTAL BANKTEXAS - NON POOLED CASH ACCOUNTS	\$ 2,169,725.13	\$ 316,871.13	\$ (359,980.03)	(\$177,295.92)	\$ (220,404.82)	\$ 1,949,320.31
TEXPOOL ACCOUNTS							
601	Interest & Sinking	38,082.04	4.61	0.00	0.00	4.61	38,086.65
895	Health Plan	1,213.93	0.09	0.00	0.00	0.09	1,214.02
	TOTAL TEXPOOL - NON POOLED CASH ACCOUNTS	\$ 39,295.97	\$ 4.70	\$ 0.00	\$ 0.00	\$ 4.70	\$ 39,300.67
	TOTAL CASH IN BANK - NON POOLED CASH ACCOUNTS	\$ 2,209,021.10	\$ 316,875.83	\$ (359,980.03)	(\$177,295.92)	\$ (220,400.12)	\$ 1,988,620.98
	TOTAL CASH IN BANK - ALL TREASURER'S ACCOUNTS	\$ 30,570,400.14	\$ 1,074,342.02	\$ (2,378,851.57)	\$ 0.00	\$ (1,304,509.55)	\$ 29,265,890.59

Miscellaneous Information
 Indebtedness as of 9/30/2020: \$0.00 Certificate of Obligation: None
 RB Line of Credit-Railroad Commission \$25,000 CD Secured - Current Balance Available \$27,764

Bank Texas (including CDARS and ICS)	\$ 28,206,882.12	
Non-Depository Investments	496,120.00	
TexPool:	562,888.47	
Total	\$ 29,265,890.59	0.00
Bank Texas Interest Income: Interest Rate .00%-.12%	\$ 1,231.42	
Certificates of Deposit: Interest Rates Varies	19,040.83	
CDARS Interest Income	2,114.93	
TexPool Interest Income: Interest Rate .15%	68.14	
Total Interest Income	\$ 22,455.32	0.00

I, Becky S. Burford, County Treasurer, in and for the County of Wood, State of Texas, do hereby present the September 2020 Statement of Cash Accounts Activity, the attached Treasurer's Report of Cash Receipts and Disbursements, and the Report of Securities as true and correct statements, to the best of my knowledge, of accounts under the control of Wood County Treasurer and furthermore state that the fund balances are on deposit earning interest in accordance with the Wood County Investment Policy earning interest in accordance with the Wood County Depository Contract.

Presented, examined, and accepted at the regular term of Commissioners Court on this the 11/12/2021 day of November, 2020.

Becky S. Burford
 Becky S. Burford, Wood County Treasurer

Lucy Hebrin
 Lucy Hebrin, County Judge

Virgil Holland, Jr.
 Virgil Holland, Jr. Commissioner Precinct 1


Jerry Gaskill
 Jerry Gaskill, Commissioner Precinct 2

Mike Simmonds
 Mike Simmonds, Commissioner Precinct 3

Russell Acker
 Russell Acker, Commissioner Precinct 4

Terri Sellers
 Terri Sellers, Auditor

ATTEST: Kelley Price
 Kelley Price, County Clerk



**WOOD COUNTY, TEXAS
RECAP OF FUNDS BY BANK ACCOUNTS
FOR THE MONTH ENDING SEPTEMBER 30, 2020**

Fund	Beginning Cash Balance	M-T-D Receipts	M-T-D		Ending Balance	BankTexas Quitman	Allocation of Cash			Total Cash
			Disbursements	Transfers			BankTexas CDARS	Non-Depository Banks	TexPool	
200 Road & Bridge CD Restricted	\$ 27,741.39	\$23.56	\$0.00	\$0.00	\$27,764.95	\$27,764.95	\$0.00	\$0.00	\$0.00	\$27,764.95
233 Sheriff Forfeiture Fund	3,276.41	\$0.00	\$0.00	\$0.00	3,276.41	3,276.41	0.00	0.00	0.00	3,276.41
401 Texas Comm. Dev. Program	372,493.00	\$0.00	\$0.00	-\$177,295.92	195,197.08	195,197.08	0.00	0.00	0.00	195,197.08
601 Interest and Sinking	64,965.97	176.58	0.00	0.00	65,142.55	27,055.90	0.00	0.00	38,086.65	65,142.55
890 Pooled Funds	8,215,153.70	737,478.89	(2,018,871.54)	3,475,349.23	10,409,110.28	10,409,110.28	0.00	0.00	0.00	10,409,110.28
890 Pooled CDs	20,146,225.34	19,987.30	0.00	(3,298,053.31)	16,868,159.33	15,460,287.08	911,752.25	496,120.00	0.00	16,868,159.33
895 Health Plan Fund	548,184.96	237,015.52	(301,136.88)	307,238.40	791,302.00	790,087.98	0.00	0.00	1,214.02	791,302.00
895 Health Plan CDs	1,132,891.21	1,144.90	0.00	(307,238.40)	826,797.71	826,797.71	0.00	0.00	0.00	826,797.71
898 MRP/DPC Clearing	12,767.09	6,080.93	(5,200.38)	0.00	13,647.64	13,647.64	0.00	0.00	0.00	13,647.64
District Clerk Clearing	29,615.71	32,140.57	(32,198.71)	0.00	29,557.57	29,557.57	0.00	0.00	0.00	29,557.57
JP1 Clearing	7,040.50	14,284.31	(7,134.50)	0.00	14,190.31	14,190.31	0.00	0.00	0.00	14,190.31
JP2 Clearing	6,324.32	10,955.27	(7,333.32)	0.00	9,946.27	9,946.27	0.00	0.00	0.00	9,946.27
JP3 Clearing	1,198.34	6,602.74	(1,886.34)	0.00	5,914.74	5,914.74	0.00	0.00	0.00	5,914.74
JP4 Clearing	2,522.20	8,451.45	(5,089.90)	0.00	5,883.75	5,883.75	0.00	0.00	0.00	5,883.75
Treasurer's Credit Card	0.00	0.00	0.00	0.00	0.00	0.00	0.00	0.00	0.00	0.00
Grand Total	\$ 30,570,400.14	\$ 1,074,342.02	\$ (2,378,851.57)	\$ -	\$ 29,265,890.59	\$ 27,818,717.67	\$ 911,752.25	\$ 496,120.00	\$ 39,300.67	\$ 29,265,890.59

(0.00)

FILED FOR RECORD
2021 JAN 12 AM 11:08
 KELLEY PRICE
 COUNTY CLERK, WOOD CO TX

WOOD COUNTY, TEXAS
COMBINED STATEMENT OF CASH ACCOUNTS ACTIVITY
FOR THE YEAR-TO-DATE THROUGH SEPTEMBER 30, 2020

FUND CODE	FUND NAME	PRIOR-YEAR		REVISED		RECEIPTS	DISBURSEMENTS	TRANSFER IN/(OUT)	Net Change	CASH BALANCE 9/30/2020
		CASH BALANCE 9/30/2019	RECLASSES	CASH BALANCE 9/30/2019						
BUDGETED FUNDS										
OPERATING FUNDS										
100	General	\$ 17,643,914.94	\$ 22,646.27	\$ 17,666,561.21	\$ 17,977,541.97	\$ (16,998,249.09)	\$ 226,251.31	\$ 1,205,544.19	\$ 18,872,105.40	
200	Road and Bridge Fund	5,186,642.47	(21,719.82)	5,164,922.65	5,893,676.46	(6,626,856.39)	1,017.61	(732,162.32)	4,432,760.33	
270	Tobacco Settlement Fund	96,829.94	0.00	96,829.94	8,784.03	-	-	8,784.03	105,613.97	
	Total Operating Funds	\$ 22,927,387.35	\$ 926.45	\$ 22,928,313.80	\$ 23,880,002.46	\$ (23,625,105.48)	\$ 227,268.92	\$ 482,165.90	\$ 23,410,479.70	
SPECIAL REVENUE FUNDS										
230	CC-Records Mgmt. & Preservation	752,598.26	0.00	752,598.26	144,771.26	(136,066.21)	0.00	8,705.05	761,303.31	
231	General Records Mgmt. & Preservation	34,114.29	0.00	34,114.29	11,024.14	(4,390.94)	0.00	6,633.20	40,747.49	
232	CC-Records Archive Fee	429,502.14	0.00	429,502.14	135,966.65	0.00	0.00	135,966.65	565,468.79	
234	Courthouse Security	64,896.53	0.00	64,896.53	25,018.38	(3,419.16)	(21,000.00)	599.22	65,295.75	
235	Hotel and Motel Tax	195,650.75	(38.45)	195,612.30	124,345.09	(80,904.09)	0.00	43,441.00	239,053.30	
236	Child Welfare	5,522.70	0.00	5,522.70	11,145.55	(9,360.15)	0.00	1,785.40	7,308.10	
238	Crime Victims Services	5,523.96	0.00	5,523.96	270.82	(26.06)	0.00	244.76	5,768.72	
239	Justice Court Technology	70,441.62	(2,058.68)	68,382.94	7,943.02	(11,253.99)	0.00	(3,310.97)	65,071.97	
240	DC-Records Mgmt & Preservation	26,556.48	0.00	26,556.48	3,793.86	(8,892.76)	0.00	(5,098.90)	21,457.58	
241	JP Building Security Fee	26,354.99	2,058.68	28,413.67	2,060.23	(20,755.36)	0.00	(18,695.13)	9,718.54	
242	Elections Special	60,101.64	0.00	60,101.64	2,519.87	0.00	0.00	2,519.87	62,621.51	
243	Guardianship	56,987.44	0.00	56,987.44	5,623.87	0.00	0.00	5,623.87	62,611.31	
244	CC-Technology	7,631.55	0.00	7,631.55	797.10	0.00	0.00	797.10	8,428.65	
245	DC-Technology	17,805.12	0.00	17,805.12	3,201.28	0.00	0.00	3,201.28	21,006.40	
246	DC-Records Archive Fee	54,873.51	0.00	54,873.51	6,473.46	(27,370.36)	0.00	(20,896.90)	33,976.61	
247	DC-CT Records Preservation	32,780.01	0.00	32,780.01	2,032.76	0.00	0.00	2,032.76	34,812.77	
260	Law Library	56,894.32	0.00	56,894.32	17,495.37	(3,360.00)	0.00	14,135.37	71,029.69	
305	Constable Forfeiture	4,104.82	(838.00)	3,266.82	13.78	(3,931.32)	661.40	(3,256.14)	10.68	
402	Election - CARES Grant	10.62	0.00	10.62	48,470.21	(320.00)	(3,104.87)	45,045.34	45,045.34	
	Total Special Revenue Funds	\$ 1,902,150.75	\$ (876.45)	\$ 1,901,263.68	\$ 552,966.70	\$ (310,050.40)	\$ (523,443.47)	\$ 219,472.83	\$ 2,120,736.51	
OTHER FUNDS										
250	Right of Way	863,490.68	0.00	863,490.68	12,642.30	0.00	0.00	12,642.30	876,132.98	
281	Community Supervision & Corr.	401,796.10	0.00	401,796.10	465,528.59	(510,791.27)	137.88	(45,124.80)	356,671.30	
290	Juvenile Probation Department	(6,501.09)	0.00	(6,501.09)	323,449.80	(281,921.11)	(1,300.87)	40,227.82	33,726.73	
892	Historical Commission	47,327.08	0.00	47,327.08	970.80	(4,488.72)	10,000.00	6,482.08	53,809.16	
	Total Other Funds	\$ 1,306,112.77	\$ -	\$ 1,306,112.77	\$ 802,591.49	\$ (797,201.10)	\$ 8,837.01	\$ 14,227.40	\$ 1,320,340.17	
	TOTAL BUDGETED FUNDS	\$ 26,135,650.87	\$ 50.00	\$ 26,135,690.25	\$ 25,235,580.65	\$ (24,732,356.98)	\$ 212,662.46	\$ 715,866.13	\$ 26,851,556.38	
NON-BUDGETED AND NON-COUNTY FUNDS										
880	Treasurer's Slate Fees	70,725.78	(50.00)	70,675.78	347,465.74	(329,799.21)	(35,366.54)	(17,700.01)	52,975.77	
891	Payroll Fund	355,320.23	(1,140.57)	354,179.66	0.00	18,557.80	0.00	18,557.80	372,737.46	
999	Upper Sabine Valley Waste Mgmt	0.00	0.00	0.00	0.00	0.00	0.00	0.00	0.00	
	TOTAL NON-BUDGETED FUNDS	\$ 426,046.01	\$ (1,190.57)	\$ 424,855.44	\$ 347,465.74	\$ (311,241.41)	\$ (35,366.54)	\$ 857.79	\$ 425,713.23	
	TOTAL CASH IN POOLED ACCOUNTS	\$ 26,561,696.88	\$ (1,140.57)	\$ 26,560,545.69	\$ 25,583,026.39	\$ (25,043,598.39)	\$ 177,295.92	\$ 716,723.92	\$ 27,277,269.61	
CASH IN BANK - POOLED CASH ACCOUNTS										
890	AP Pooled Cash	1,505,476.94	0.00	1,505,476.94	10,916.16	(11,072,074.62)	10,487,000.00	(574,158.46)	931,318.48	
890	Payroll Pooled Cash	1,502,962.40	(1,140.57)	1,501,821.83	8,573.79	(13,962,028.77)	13,325,000.00	(628,454.98)	873,366.85	
890	Deposits Pooled Cash	8,755,215.92	0.00	8,755,215.92	25,241,727.11	(5.00)	(25,921,910.88)	(680,188.77)	8,075,027.15	
890	CD Investments	4,114,942.59	0.00	4,114,942.59	186,278.09	0.00	11,159,066.40	11,345,344.49	15,460,287.08	
890	CD Non-Depository	492,178.22	0.00	492,178.22	6,941.78	0.00	(3,000.00)	3,941.78	496,120.00	
890	CDARS Investments	8,682,910.47	0.00	8,682,910.47	107,561.38	0.00	(7,878,719.60)	(7,771,158.22)	911,752.25	
890	TexPool Pooled Investments	1,502,559.72	0.00	1,502,559.72	21,028.08	0.00	(1,000,000.00)	(978,971.92)	523,587.80	
890	Jury Pooled Cash	5,440.00	0.00	5,440.00	0.00	(9,490.00)	9,860.00	370.00	5,810.00	
	TOTAL CASH IN BANK - POOLED CASH ACCOUNTS	\$ 28,561,686.26	\$ (1,140.57)	\$ 26,560,545.69	\$ 25,583,026.39	\$ (25,043,598.39)	\$ 177,295.92	\$ 716,723.92	\$ 27,277,269.61	
								(0.00)		

FILED FOR RECORD
 2021 JAN 12 AM 11:08
 KELLEY PRICE
 COUNTY CLERK, WOOD CO. TX

September

FUND CODE	FUND NAME	PRIOR-YEAR		REVISED		TRANSFER		CASH BALANCE 9/30/2020
		CASH BALANCE 9/30/2019	RECLASSES	CASH BALANCE 10/01/2019		IN/(OUT)	Net Change	
CASH IN BANK - NON POOLED CASH ACCOUNTS - NON-BUDGE								
BANKTEXAS ACCOUNTS								
200	Road & Bridge CD RRC Restricted	\$ 27,299.82	\$ -	\$ 27,299.82	\$ 465.13	\$ -	\$ -	\$ 27,764.95
233	Sheriff's Forfiture Fund (Budgeted)	3,276.41	0.00	3,276.41	-	-	-	3,276.41
401	Grant Fund	0.00	0.00	0.00	372,613.00	(120.00)	(177,295.92)	195,197.08
601	Interest & Sinking	26,233.67	0.00	26,233.67	822.23	-	-	27,055.90
895	Health Plan	316,193.15	0.00	316,193.15	3,240,067.94	(3,008,071.58)	241,898.47	790,087.98
895	Health Plan CD	516,557.15	0.00	516,557.15	17,475.96	-	292,764.60	826,797.71
895	Health Plan CDARS	527,533.96	0.00	527,533.96	7,129.11	-	(534,663.07)	0.00
898	MRP/DPG Clearing	11,964.34	0.00	11,964.34	70,387.13	(68,703.83)	-	13,647.64
	District Clerk Clearing	22,120.01	0.00	22,120.01	357,809.98	(350,372.42)	-	29,557.57
	JP1 Clearing	17,807.75	0.00	17,807.75	153,714.72	(157,332.16)	-	14,190.31
	JP2 Clearing	13,091.03	0.00	13,091.03	161,302.50	(164,447.26)	-	9,946.27
	JP3 Clearing	8,067.27	0.00	8,067.27	77,879.33	(80,031.86)	-	5,914.74
	JP4 Clearing	4,479.50	0.00	4,479.50	61,586.73	(60,182.48)	-	5,883.75
	Treasurer's Credit Card	0.00	0.00	0.00	230.00	(230.00)	-	0.00
	TOTAL BANKTEXAS - NON POOLED CASH ACCOUNTS	1,494,624.06	\$ -	1,494,624.06	\$ 4,521,483.76	\$ (3,889,491.59)	(\$177,295.92)	\$ 1,949,320.31
TEXPOOL ACCOUNTS								
601	Interest & Sinking	37,742.64	0.00	37,742.64	344.01	0.00	0.00	38,086.65
895	Health Plan	1,203.00	0.00	1,203.00	11.02	0.00	0.00	1,214.02
	TOTAL TEXPOOL - NON POOLED CASH ACCOUNTS	\$ 38,945.64	\$ -	\$ 38,945.64	\$ 355.03	\$ 0.00	\$ 0.00	\$ 39,300.67
	TOTAL CASH IN BANK - NON POOLED CASH ACCOUNTS	\$ 1,533,569.70	\$ -	\$ 1,533,569.70	\$ 4,521,838.79	\$ (3,889,491.59)	(\$177,295.92)	\$ 1,988,620.98
	TOTAL CASH IN BANK - ALL TREASURER'S ACCOUNTS	\$ 28,095,255.96	\$ (1,140.57)	\$ 28,094,115.39	\$ 30,104,865.18	\$ (28,933,089.98)	\$ 0.00	\$ 29,265,890.59

Miscellaneous Information

Indebtedness as of 9/30/2020: \$0.00 Certificate of Obligation: None
 RB Line of Credit-Railroad Commission \$25,000 CD Secured - Current Balance Available \$27,764

Bank Texas (including CDARS and ICS)	Cash Balance	\$ 30,643,529.58
Non-Depository Investments	Cash Balance	496,120.00
TexPool:	Cash Balance	562,735.63
Total		\$ 31,702,385.21
Bank Texas Interest Income:		\$ 92,228.34
Certificates of Deposit:		211,894.05
CDARS Interest Income:		114,690.39
TexPool Interest Income:		21,383.11
Total Interest Income		\$ 440,195.89

I, Becky S. Burford, County Treasurer, in and for the County of Wood, State of Texas, do hereby present the September 2020 Statement of Cash Accounts Activity, the attached Treasurer's Report of Cash Receipts and Disbursements, and the Report of Securities as true and correct statements, to the best of my knowledge, of accounts under the control of Wood County Treasurer and furthermore state that the fund balances are on deposit earning interest in accordance with the Wood County Investment Policy earning interest in accordance with the Wood County Depository Contract.

Becky S. Burford
 Becky S. Burford, Wood County Treasurer

Presented, examined, and accepted at the regular term of Commissioners Court on this the 11th day of December 2020.

Lucy Hebron
 Lucy Hebron, County Judge

Virgil Holland, Jr.
 Virgil Holland, Jr. Commissioner Precinct 1


Jerry Gaskill
 Jerry Gaskill, Commissioner Precinct 2

Mike Simmons
 Mike Simmons, Commissioner Precinct 3

Russell Acker
 Russell Acker, Commissioner Precinct 4

Terri Sellars
 Terri Sellars, Auditor

ATTEST:
Kelley Price
 Kelley Price, County Clerk



**WOOD COUNTY, TEXAS
 RECAP OF FUNDS BY BANK ACCOUNTS
 FOR THE YEAR-TO-DATE ENDING SEPTEMBER 30, 2020**

Fund	Beginning Cash Balance	M-T-D Receipts	M-T-D Disbursements	Transfers	Ending Balance	BankTexas Quitman	Allocation of Cash			Total Cash
							BankTexas CDARS	Non-Depository Banks	TexPool	
200 Road & Bridge CD Restricted	\$ 27,299.82	\$465.13	0.00	0.00	\$27,764.95	\$27,764.95	\$0.00	\$0.00	\$0.00	\$27,764.95
233 Sheriff Forfeiture Fund	3,276.41	\$0.00	0.00	0.00	3,276.41	3,276.41	0.00	0.00	0.00	\$3,276.41
401 Texas Comm. Dev. Program	0.00	\$372,613.00	(120.00)	(177,295.92)	195,197.08	195,197.08	0.00	0.00	0.00	\$195,197.08
601 Interest and Sinking	63,976.31	\$1,166.24	0.00	0.00	65,142.55	27,055.90	0.00	0.00	38,086.65	\$65,142.55
890 Pooled Funds	13,270,514.41	\$25,282,245.14	(25,043,598.39)	(3,100,050.88)	10,409,110.28	10,409,110.28	0.00	0.00	0.00	\$10,409,110.28
890 Pooled CDs	13,290,031.28	\$300,781.25	0.00	3,277,346.80	16,868,159.33	15,460,287.08	911,752.25	496,120.00	0.00	\$16,868,159.33
895 Health Plan Fund	317,396.15	\$3,240,078.96	(3,008,071.58)	241,898.47	791,302.00	790,087.98	0.00	0.00	1,214.02	\$791,302.00
895 Health Plan CDs	1,044,091.11	\$24,605.07	0.00	(241,898.47)	826,797.71	826,797.71	0.00	0.00	0.00	\$826,797.71
898 MRP/DPC Clearing	11,964.34	\$70,387.13	(68,703.83)	0.00	13,647.64	13,647.64	0.00	0.00	0.00	\$13,647.64
District Clerk Clearing	22,120.01	\$357,809.98	(350,372.42)	0.00	29,557.57	29,557.57	0.00	0.00	0.00	\$29,557.57
JP1 Clearing	17,807.75	\$153,714.72	(157,332.16)	0.00	14,190.31	14,190.31	0.00	0.00	0.00	\$14,190.31
JP2 Clearing	13,091.03	\$161,302.50	(164,447.26)	0.00	9,946.27	9,946.27	0.00	0.00	0.00	\$9,946.27
JP3 Clearing	8,067.27	\$77,879.33	(80,031.86)	0.00	5,914.74	5,914.74	0.00	0.00	0.00	\$5,914.74
JP4 Clearing	4,479.50	\$61,586.73	(60,182.48)	0.00	5,883.75	5,883.75	0.00	0.00	0.00	\$5,883.75
Treasurer's Credit Card	0.00	\$230.00	(230.00)	0.00	0.00	0.00	0.00	0.00	0.00	0.00
Grand Total	\$ 28,094,115.39	\$ 30,104,865.18	\$ (28,933,089.98)	\$ -	\$ 29,265,890.59	\$ 27,818,717.67	\$ 911,752.25	\$ 496,120.00	\$ 39,300.67	\$ 29,265,890.59
	\$ -	0.00	0.00	(0.00)	0.00					0.00

FILED FOR RECORD
2021 JAN 12 AM 11:09
 KELLEY PRICE
 COUNTY CLERK, WOOD CO TX

SECURITIES PLEDGED TO WOOD COUNTY, TEXAS
Report as of SEPTEMBER 30, 2020

Pledge Date	Description	CUSIP	Maturity Date	Current Par	Market Value 31-Aug-20	Market Value 30-Sep-20
02/09/2013	Ferris TX	31569CT3	03/01/2021	105,000	105,287	105,320
02/07/2013	Ferris TX	315669CU0	03/01/2022	110,000	110,298	110,336
08/27/2019	Carthage Tx	146717NZ2	08/15/2023	590,000	634,138	633,312
01/09/2019	Randall Co. TX	752278KH3	08/01/2025	415,000	464,970	464,243
08/19/2019	Pearson PL Raod Dist Tx	7051TAK9	08/15/2027	200,000	228,464	227,808
05/31/2017	Wylie-Ref Tx	983064TW6	02/15/2029	625,000	645,806	644,181
01/03/2018	FHLMC	3132LKA34	10/01/2030	1,943,022	2,066,476	2,051,099
	Fort Worth 15 High LTV	3132LKA34	10/01/2030	1,000,000	1,263,390	1,255,500
	Plano ISD-Bldg TX	727199YK1	02/15/2031	1,000,000	1,171,580	1,169,500
02/10/2020	Pleasant Grv ISD - Unref Tx	728292HV8	02/15/2031	350,000	369,877	368,673
01/04/2019	Denton Util Sys TX	249015C89 #2	12/01/2034	500,000	620,230	618,735
	Temple TX Indep Sch D TX	88081PC2	02/01/2035	1,000,000	1,140,730	1,138,680
	Conroe ISD - REF TX	208418F24	02/15/2035	1,000,000	1,158,440	1,151,860
	Waller ISD -REF TX	932493GN3	02/15/2035	1,000,000	1,154,170	1,152,340
	Waller ISD -REF TX	932493GN3	02/15/2035	1,000,000	1,154,170	1,152,340
01/04/2019	Newark Hgr Edu-A-REF TX	650346BN8	08/15/2035	500,000	562,280	561,415
10/02/2019	Longview- IMPT TX	543247Y53	09/01/2035	2,000,000	2,369,920	2,354,640
01/04/2019	Jourdanton ISD-GLDG TX	481124EA9	02/15/2036	535,000	645,836	644,461
11/15/2019	Crowley ISD-B-REF TX	228130DU1	08/01/2036	1,000,000	1,208,500	1,205,360
11/15/2019	San Antonio ISD-A-REF TX	796269XV5	08/01/2036	1,000,000	1,142,080	1,134,820
11/15/2019	Buda TX	118828HC9	08/15/2036	1,000,000	1,131,760	1,129,910
01/04/2019	Lubbock Cooper ISD TX	549108SC3	02/15/2037	530,000	615,266	611,583
01/03/2018	Conroe-A-CTFS Oblig TX	208399G82	03/01/2037	420,000	486,263	483,361
11/15/2019	Austin ISD TX	052430PT6	08/01/2037	1,115,000	1,361,415	1,358,583
11/15/2019	Hutto - CTFS Oblig Tx	448474PM2	08/01/2037	1,000,000	1,156,110	1,149,000
10/02/2019	Forney ISD-REF TX	346425BZ3	08/15/2037	1,255,000	1,551,732	1,548,243
				\$21,193,022	\$24,519,188	\$24,425,303

0

Total BankTexas Account Balances as of report date:

\$24,262,681

\$22,016,968


111%

* plus \$250,000 FDIC coverage

FILED FOR RECORD
 JAN 12 AM 11:09
 CLERK WOOD CO TX

WOOD COUNTY, TEXAS

INVESTMENT ACTIVITY FOR SEPTEMBER 30, 2020

WOOD COUNTY, TEXAS											Accumulated			
INVESTMENT ACTIVITY FOR SEPTEMBER 30, 2020											Accrued			
											Current Balance	This Month's	Accumulated	
CD ID	Description	Bank	Acct	Maturity Date	Original Principal	Current Balance	Purchases/Deposits	Interest Credited	Withdrawals	09/30/2020	Unpaid Interest	Unpaid Interest		
						08/31/2020				09/30/2020				
16	*7485 DPC 12 MONTH	BTH	DPC	11/10/2020	\$ 500,000.00	\$ 550,475.26		\$ 958.43		\$ 551,433.69	\$ 650.38	\$ 650.38		
17	*7507 DPC 12 MONTH	BTH	DPC	11/10/2020	250,000.00	275,237.64		479.22		275,716.86	325.19	325.19		
18	*7523 HP 12 MONTH	BTH	HP	11/10/2020	75,000.00	82,571.26		143.76		82,715.02	97.55	97.55		
58	*182 DPC 365 DAY	CNB	DPC	10/15/2020	124,200.00	120,686.24		0.00		120,686.24	140.53	338.91		
58	*183 DPC 365 DAY	CNB	DPC	10/15/2020	124,200.00	126,543.40		0.00		126,543.40	147.35	355.36		
60	*884 DPC 365 DAY	FNBW	DPC	10/16/2020	117,500.00	124,445.18		0.00		124,445.18	178.27	417.25		
61	*885 DPC 365 DAY	FNBW	DPC	10/16/2020	117,500.00	124,445.18		0.00		124,445.18	178.27	417.25		
96	*4149 365 DAY	BTH	DPC	12/31/2020	500,000.00	539,784.05		909.50		540,693.55	30.36	30.36		
97	*4160 365 DAY	BTH	HP	12/31/2020	127,500.00	137,644.91		231.92		137,876.83	7.74	7.74		
123	CD 24 month	BTH	DPC	08/13/2022	500,000.00	547,103.13		418.20		547,521.33	243.00	243.00		
124	CD 24 month	BTH	DPC	08/13/2022	500,000.00	547,103.13		418.20		547,521.33	243.00	243.00		
206D	CDARS 30 Month	BTH	DPC	09/17/2020	750,009.00	778,226.84		290.02	(778,516.85)	0.00	0.00	0.00		
207D	CDARS 30 Month	BTH	DPC	09/17/2020	750,009.00	778,227.83		290.02	(778,517.85)	0.00	0.00	0.00		
208	CD DPC 12 MONTH	BTH	DPC	09/17/2020	850,000.00	870,508.78				870,508.78	0.00	0.00		
209	CD DPC 12 MONTH	BTH	DPC	09/17/2020	850,001.00	870,509.82				870,509.82	0.00	0.00		
210	CD HP 12 MONTH	BTH	HP	09/17/2020	300,000.00	307,238.40		0.00	(307,238.40)	0.00	0.00	0.00		
211	CD 24 month	BTH	DPC	10/03/2021	500,002.00	508,633.44		885.58		509,519.02	801.27	801.27		
212	CD 24 month	BTH	DPC	10/03/2021	500,003.00	508,634.44		885.58		509,520.02	801.27	801.27		
213	CD 12 month	BTH	DPC	10/03/2020	850,002.00	864,875.40		1,505.48		866,180.88	1,362.15	1,362.15		
214	CD 24 month	BTH	DPC	10/31/2021	500,003.00	508,634.44		857.01		509,491.45	28.61	28.61		
215	CD 12 month	BTH	DPC	10/31/2020	850,003.00	864,876.43		1,456.92		866,133.35	48.64	48.64		
216	CD 12 month	BTH	HP	10/31/2020	300,001.00	305,179.84		514.21		305,694.05	17.16	17.16		
217	CDARS 24 Month	BTH	DPC	02/02/2022	800,000.00	910,217.36		1,534.89		911,752.25	0.00	0.00		
218	CD 18 month	BTH	DPC	08/21/2021	875,000.00	882,267.64		1,243.88		883,511.52	401.81	401.81		
219	CD 18 month	BTH	DPC	08/21/2021	875,001.00	882,268.64		1,243.88		883,512.52	401.81	401.81		
220	CD 12 month	BTH	DPC	04/07/2021	850,004.00	852,848.66		724.34		853,573.00	561.25	561.25		
221	CD 12 month	BTH	DPC	04/07/2021	850,005.00	852,849.67		724.34		853,574.01	561.25	561.25		
222	CD 12 month	BTH	DPC	05/07/2021	850,006.00	852,150.28		723.74		852,874.02	560.78	560.78		
223	CD 24 month	BTH	DPC	05/07/2022	500,004.00	501,440.18		485.50		501,925.68	376.23	376.23		
224	CD 12 month	BTH	DPC	06/10/2021	850,007.00	851,428.16		723.13		852,151.29	490.27	490.27		
225	CD 24 month	BTH	DPC	06/10/2022	500,005.00	500,958.07		485.04		501,443.11	328.89	328.89		
226	CD 12 month	BTH	DPC	07/10/2021	850,008.00	850,729.92		722.54		851,452.46	489.87	489.87		
227	CD 24 month	BTH	DPC	07/10/2022	500,006.00	500,490.12		484.58		500,974.70	328.58	328.58		
228	CD 12 month	BTH	HP	07/10/2021	300,002.00	300,256.80		255.01		300,511.81	172.89	172.89		
228A	CD 12 month	BTH	DPC	08/20/2021	850,009.00	850,009.00		577.54		850,586.54	205.07	205.07		
229	CD 12 month	BTH	DPC	08/20/2021	850,010.00	850,010.00		577.54		850,587.54	205.07	205.07		
230	CD 24 month	BTH	DPC	08/20/2022	500,007.00	500,007.00		382.20		500,389.20	135.72	135.72		
Restricted	RB CD *1703 RRC	BTH*	DPC	03/26/2021	25,000.00	27,741.38		23.58		27,764.95	3.80	3.80		
Total CDs					\$ 20,861,006.00	\$ 21,308,857.93	\$ -	\$ 21,155.76	\$ (3,605,291.71)	\$ 17,722,721.98	\$ 10,524.04	\$ 11,408.39		
TEXPOOL					WAM	250		0.00			(0.00)	(0.00)		
Deposit Pooled Cash					TxP	DPC	\$ 523,524.36	\$ -	\$ 63.44	\$ -	\$ 523,587.80	n/a	n/a	
Interest & Sinking					TxP	I&S	38,082.04	4.61			38,086.65	n/a	n/a	
Health Plan					TxP	HP	1,213.93	0.09			1,214.02	n/a	n/a	
Total Pools						\$ 562,820.33	\$ -	\$ 68.14	\$ -	\$ 562,888.47				
Insured Cash Sweeps Accounts														
Deposit Pooled Cash					BTH*	Daily	n/a	\$ 3,785,951.80	\$ 3,980,631.33	\$ 468.48	\$ (1,610,796.76)	6,156,254.85	n/a	n/a
Accounts Payable Cash					BTH*	Daily	n/a	633,467.07	656,969.44	58.26	(929,970.71)	360,524.08	n/a	n/a
Payroll Cash					BTH*	Daily	n/a	269,025.00	638,639.77	37.58	(621,361.34)	286,341.01	n/a	n/a
Health Plan					BTH*	Daily	n/a	234,872.85	442,695.43	38.51	(138,890.86)	538,715.93	n/a	n/a
Total Sweeps							\$ 4,923,316.72	\$ 5,718,935.97	\$ 602.83	\$ (3,301,019.67)	7,341,835.85			
Total Investments					Total WAM days	244	\$ 26,792,994.98	\$ 5,718,935.97	\$ 21,826.73	\$ (6,906,311.38)	\$ 25,627,446.30	\$ 10,524.04	\$ 11,408.39	
Investments By Type														
BT - Traditional CD											\$ 16,287,084.78	63.55%		
BT - CDARS											911,752.25	3.56%		
Non-Depository CD											496,120.00	1.94%		
BT-Restricted CD											27,764.95	0.11%		
BT-ICS *											7,341,835.85	28.65%		
Money Market Accts											0.00	0.00%		
Pools											562,888.47	2.20%		
Total											\$ 25,627,446.30	100.00%		
											0.00			
* Does not include In-transit items which can be either positive or negative.														
Note BT* - BankTexas is the county's placement bank for both CDARS and ICS accounts into other FDIC covered banks. For bank details use Supplement Investment Schedule.														
I hereby submit the above report in addition to attached Supplement Investment Schedule as the written report of investment transactions for all invested funds held by Wood County Treasurer for period shown above and certify that these investments are in compliance with the local investment policy and Public Funds Investment Act.														
 Becky S. Burford, Wood County Treasurer Wood County Investment Officer														
12/03/2020														

FILED FOR RECORD
 2021 JAN 12 AM 11:09
 KELLEY PRICE
 COUNTY CLERK, WOOD COUNTY

WOOD COUNTY, TEXAS
Supplement Investment Schedule
Summary of FDIC-Insured Institutions
Outside of Depository Bank
09/30/2020

FILED FOR RECORD
2021 JAN 12 AM 11:09
COUNTY CLERK'S OFFICE
REC'D BY TYPE
 496,120.00 Local
 7,341,835.85 Insured Cash
 814,152.25 CDARS
 8,749,708.10
 0.00

Bank	Location	Balance	Reference
Cit National Bank	Quinlan, TX	\$ 247,229.84	CD 56& 59
First National Bank-Winnstboro, TX	Winnstboro, TX	246,890.38	CD 60& 61
Capstar Bank	Nashville, TN	244,146.98	CDARS#217
First Arkansas Bank and Trust	Jacksonville, AR	179,311.28	CDARS#217
First Resource Bank	Eaton, Pa	244,146.98	CDARS#217
MainStreet Bank	Fairfax, VA	244,146.98	CDARS#217
19300 American National Bank	Richmond, VA	775	ICS-DPC
34589 Atlantic Union Bank	Tulsa, OK	246,371.77	ICS-DPC
4214 BOKF - National Association	San Francisco, CA	246,361.88	ICS-DPC
3514 Bank of the West	Fargo, ND	199,104.89	ICS-DPC
19581 Bell Bank	Beaoli, WI	96,281.09	ICS-DPC
14078 Blackhawk Bank	South St. Paul, MN	0.18	ICS-DPC
12923 Bremer Bank, National Association	Cambridge, MA	248,380.55	ICS-DPC
17870 Cambridge Savings Bank	Conway, AR	248,374.49	ICS-DPC
11241 Centennial Bank	Conway, AR	248,353.99	ICS-DPC
30903 Community Bank of the Chesapeake	Waldorf, MD	11.88	ICS-DPC
31628 East West Bank	Pasadena, CA	248,354.43	ICS-DPC
12054 Emigrant Bank	New York City, NY	246,354.86	ICS-DPC
4977 First Horizon Bank	Memphis, TN	1.03	ICS-DPC
59017 First Republic Bank	San Francisco, CA	248,561.38	ICS-DPC
8663 FirstBank	Nashville, TN	248,372.53	ICS-DPC
58564 Flushing Bank	Uniondale, NY	248,561.38	ICS-DPC
4977 IBERIABANK a div of First Horizon	Memphis, TN	248,374.46	ICS-DPC
3078 Independent Bank-McKinney	McKinney, TX	248,390.17	ICS-DPC
58665 LiveOak Banking Company	Wilmington, NC	5.68	ICS-DPC
8096 Merchants Bank of Indiana	Carmel, IN	246,369.57	ICS-DPC
4063 MidFirst Bank	Oklahoma City, OK	248,374.49	ICS-DPC
16022 New York Community Bank	Washburg, NY	248,374.49	ICS-DPC
24045 Pacific Western Bank	Beverly Hills, CA	248,374.49	ICS-DPC
10634 Pinnacle Bank - Omaha, NE	Omaha, NE	246,374.48	ICS-DPC
35583 Pinnacle Bank - Nashville, TN	Nashville, TN	248,366.29	ICS-DPC
17491 PlainsCapital Bank	Lubbock, TX	248,390.60	ICS-DPC
12437 Renaissance Bank	Turkey, MS	248,374.49	ICS-DPC
18933 River City Bank	Sacramento, CA	248,358.15	ICS-DPC
873 Synovus Bank	Columbus, GA	248,374.49	ICS-DPC
59689 The Farmers & Merchants State Bar	Arcobold, OH	248,374.49	ICS-DPC
59457 TriState Capital Bank	Pittsburgh, PA	248,374.49	ICS-DPC
22858 United Bank - Fairfax	Fairfax, VA	248,360.51	ICS-DPC
9396 Valley National Bank	Wayne, NJ	208,378.65	ICS-DPC
57512 Western Alliance Bank	Phoenix, AZ	10.12	ICS-AP
4214 BOKF - National Association	Tulsa, OK	5.92	ICS-AP
3514 Bank of the West	San Francisco, CA	5.24	ICS-AP
19581 Bell Bank	Fargo, ND	12,120.31	ICS-AP
14078 Blackhawk Bank	Beaoli, WI	1.40	ICS-AP
12923 Bremer Bank, National Association	South St. Paul, MN	1.38	ICS-AP
31628 East West Bank	Pasadena, CA	5.78	ICS-AP
12054 Emigrant Bank	New York City, NY	1.80	ICS-AP
59017 First Republic Bank	San Francisco, CA	0.33	ICS-AP
8663 FirstBank	Nashville, TN	2.44	ICS-AP
58564 Flushing Bank	Uniondale, NY	0.67	ICS-AP
7551 Fulton Bank, N.A.	Lancaster, PA	248,360.61	ICS-AP
35683 Pinnacle Bank - Nashville, TN	Nashville, TN	0.81	ICS-AP
873 Synovus Bank	Columbus, GA	0.38	ICS-AP
59457 TriState Capital Bank	Pittsburgh, PA	0.88	ICS-AP
19300 American National Bank	Omaha, NE	1.61	ICS-HP
12923 Bremer Bank, National Association	South St. Paul, MN	248,366.11	ICS-HP
35583 Pinnacle Bank	Nashville, TN	1.67	ICS-HP
59457 TriState Capital Bank	Pittsburgh, PA	248,361.98	ICS-HP
57512 Western Alliance Bank	Phoenix, AZ	41,979.01	ICS-HP
4214 BOKF - National Association	Tulsa, OK	0.08	ICS-PAY
3514 Bank of the West	San Francisco, CA	6.77	ICS-PAY
14078 Blackhawk Bank	Beaoli, WI	37,893.55	ICS-PAY
12923 Bremer Bank, National Association	South St. Paul, MN	1.35	ICS-PAY
12054 Emigrant Bank	New York City, NY	0.37	ICS-PAY
5452 First National Bank of Omaha	Omaha, NE	248,374.49	ICS-PAY
59017 First Republic Bank	San Francisco, CA	0.02	ICS-PAY
3078 Independent Bank	McKinney, TX	0.24	ICS-PAY
58665 Live Oak Bank Company	Wilmington, NC	0.44	ICS-PAY
35583 Pinnacle Bank - Nashville, TN	Nashville, TN	0.74	ICS-PAY
873 Synovus Bank	Columbus, GA	2.09	ICS-PAY
59457 TriState Capital Bank	Pittsburgh, PA	1.52	ICS-PAY
		\$ 8,749,708.10	